

Engineering Order



DEUTSCHE LUFTHANSA AG

Customer	Order	Product	Contractor	EO-Class	EO-Type	EO-Number	Issue	ATA	
DLH	IAS 3	W	WF	Aircraft	Modification	342978	04	25	
Title NEW DEACTIVATION PROCEDURE OF HEATED FLOOR PANELS									
Document References	Source Document			ISD: WE22-AMM 25-27: 1					
	Source Task			01-MOD					
	Maintenance Task			MOD-10192375 (EO 342978)					
Maintenance Task Relations	Label			Relation					
General Information	Type of Compliance			Procedure					
	Note								
	Description			The Heated Floor Panel System increases the temperature of the floor in the passegmer/crew door area to create and maintain a comfortable temperature to the crew and to the passengers on board for comfort reasons. A partial deactivation of the Floor Heating System will not affect a continued safe flight and landing. The aim is, if one floor heating panel in the door 1 area fails, the affected panel should be set inoperative but will remain installed to reduce maintenance cost and ground time.					
	Reason for Revision			Update of the effectivity: DLH A320 A/C added to effectivity due to Phase in. EO Workpage Reporting Sheet revised.					
	AAR related			No					
	Mod./Repair Classification			minor					
	Airworthiness Approval			LHT Developm. Eng. WE acc. LBA.JA.003					
	Approval Document			CRAS 00111031/001					
Effectivity	A/C Type			A320					
	A/C Model		Total	Registrations					
	A319-112		10	D-AIBA, D-AIBB, D-AIBC, D-AIBD, D-AIBE, D-AIBF, D-AIBG, D-AIBH, D-AIBI, D-AIBJ					
	A319-114		19	D-AILA, D-AILB, D-AILC, D-AILD, D-AILE, D-AILF, D-AILH, D-AILI, D-AILK, D-AILL, D-AILM, D-AILN, D-AILP, D-AILS, D-AILT, D-AILU, D-AILW, D-AILX, D-AILY					
	A320-214		55	D-AIUA, D-AIUB, D-AIUC, D-AIUD, D-AIUE, D-AIUF, D-AIUG, D-AIUH, D-AIUI, D-AIUJ, D-AIUK, D-AIUL, D-AIUM, D-AIUN, D-AIUO, D-AIUP, D-AIUQ, D-AIUR, D-AIUS, D-AIUT, D-AIUU, D-AIUV, D-AIUW, D-AIUX, D-AIUY, D-AIUZ, D-AIWA, D-AIWB, D-AIWC, D-AIWD, D-AIWE, D-AIWF, D-AIWG, D-AIWH, D-AIWI, D-AIWJ, D-AIWK, D-AIZA, D-AIZB, D-AIZC, D-AIZD, D-AIZE, D-AIZF, D-AIZG, D-AIZH, D-AIZI, D-AIZJ, D-AIZM, D-AIZN, D-AIZO, D-AIZP, D-AIZW, D-AIZX, D-AIZY, D-AIZZ					
	A320-271N		10	D-AINA, D-AINB, D-AINC, D-AIND, D-AINE, D-AINF, D-AING, D-AINH, D-AINI, D-AINJ					
	A321-231		38	D-AIDA, D-AIDB, D-AIDC, D-AIDD, D-AIDE, D-AIDF, D-AIDG, D-AIDH, D-AIDI, D-AIDJ, D-AIDK, D-AIDL, D-AIDM, D-AIDN, D-AIDO, D-AIDP, D-AIDQ, D-AIDT, D-AIDU, D-AIDV, D-AIDW, D-AIDX, D-AISH, D-AISI, D-AISJ, D-AISK, D-AISL, D-AISN, D-AISO, D-AISP, D-AISQ, D-AISR, D-AIST, D-AISU, D-AISV, D-AISW, D-AISX, D-AISZ					
	A321-271NX		18	D-AIEA, D-AIEB, D-AIEC, D-AIED, D-AIEE, D-AIEF, D-AIEG, D-AIEH, D-AIEI, D-AIEJ, D-AIEK, D-AIEL, D-AIEM, D-AIEN, D-AIEO, D-AIEP, D-AIEQ, D-AIER					
	Warranty	Information			No Warranty				
		Material							
Manhours									
Remarks									
Responsibility/ Contact Information	Role		Dept.	Name		Phone			
Prepared by	Dept	Name		Phone		Date	Signature		
	FRAL/OME3	Alexander Kissel		+49 69 696 93694		21-SEP-2021	This document has been		
Released by	FRAL/OME3	Alexander Kissel		+49 69 696 93694		21-SEP-2021	automatically prepared		
Approved by	FRAL/OME3	Vincent Bouchet		+49 69 696 94640		23-SEP-2021	and is valid without		
Customer Approval	Customer Approval Sheet:10192377								
signature									

Customer	Order	Product	Contractor	EO-Class	EO-Type	EO-Number	Issue	ATA
DLH	IAS 3	W	WF	Aircraft	Modification	342978	04	25

Planning Data

First Accomplishment

Date

none

FH / FC / Days

none

Repetitive Accomplishment

Date

none

FH / FC / Days

none

Event

Date

none

Place of Incorporation

Date

none

Additional Info

Date

none

Accomplishment Report

Date

to FRA L/OME321

Remarks

Date

none

Engine Change

Date

none

Compliance Limit

Material

Information

Remarks

Technical Impact

☐ Interchangeability affected

none

☐ Intermixability affected

none

☐ Operations / Performance

none

☐ Onboard loadable Software affected

none

☐ Spares affected

none

☐ Labeling after Modification

none

☐ Special Tools / Equipment / GSE

none

☐ Testflight

none

☐ Trainer / Simulator

none

☐ Double Inspection

none

☐ ETOPS affected

none

☐ Electrical Load Analysis (ELA)

none

☐ Facility Requirements

none

☐ Special Maintenance Staff Required

none

☐ Weight Change

Moment Change

Remark / Position

none

none

Affected Documents

Doc. Type

Remarks

EO List of Effective Pages



DEUTSCHE LUFTHANSA AG

Customer	Order	Product	Contractor	EO-Class	EO-Type	EO-Number	Issue	ATA
DLH	IAS 3	W	WF	Aircraft	Modification	342978	04	25

*	**	Pages	Issue Date	*	**	Pages	Issue Date
R	E	1-1, 1-2	23.09.21				
R	L	1-LEP	23.09.21				
	S	ISD: WE22-AMM 25-27: 1	04.06.12				
R	E	Page 2 to 4	17.09.21				
	R	EO 342978 01 EB-SC 1-3	23.12.15				
	R	EO 342978 01 CRAS 1-1	23.12.15				

* A = Added D = Deleted R = Revised
** A = AAR C = Check List E = Engineering Order L = LEP O = Others P = Meeting/Coordination Protocol
R = Approval Doc. S = OEM Source Document W = Economical Evaluation B = LHT Source Document

*	**	Drawings	Issue Date	*	**	Drawings	Issue Date

Engineering Order



Lufthansa

DEUTSCHE LUFTHANSA AG

Customer	Order	Product	Contractor	EO-Class	EO-Type	EO-Number	Issue	ATA
DLH	IAS 3	W	WF	Aircraft	Modification	342978	04	25

Description

Heated Floor Panel System

The new A320Fam airplanes are equipped with four Heated Floor Panels in Passenger/Crew Door #1. The heated floor panels increase the temperature in these areas of the cabin which are much colder than other areas. The heated floor panel system has:

- an inner and an outer heated floor panel LH, FIN's 31DS and 33DS
- an inner and an outer heated floor panel RH, FIN's 30DS and 32DS
- two Control Units, FIN's 60DS and 66DS .

Heated Floor Panels, FIN's 31DS; 33DS; 30DS and 32DS

The heated floor panel is made of composite material. It has heating elements to heat the surface of the panel. The heated panels are equipped with a sensor, to measure the temperature of the heating foil: One over temperature thermostat and one self-locking over temperature thermostat.

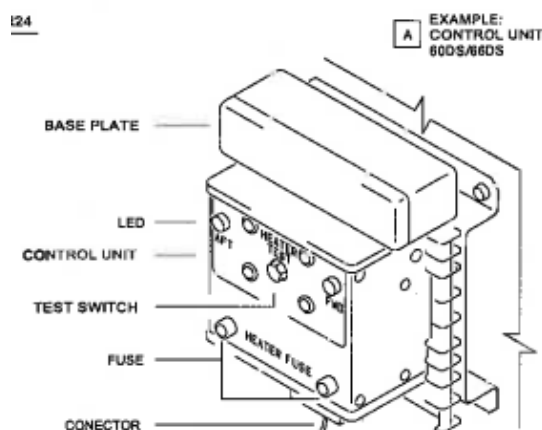
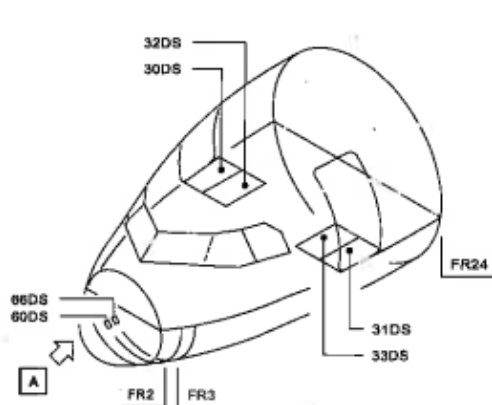
Operation

If a control unit has a malfunction and supplies constant power to a heated floor panel, the over temperature thermostat operates. The over temperature thermostat operates at approximately 35° C and 65° C. If the heated floor panel temperature increases more than 80° C the self-locking over temperature thermostat will stop the power supply to the heated floor panel.

Control Units, FIN's 60DS and 66DS

The control unit FIN 60DS controls and monitors the heated floor panels FIN 31DS and 33DS and the other unit FIN 66DS controls and monitors the heated floor panels FIN 30DS and 32DS. When you push the pushbutton, you start a Bite test of the control unit. The indicator comes on when the Bite test is satisfactory. The circuit breakers and the fuses protect the power supply to the heated floor panels.

If an control unit detects a fault, the control unit removes the power supply from the heated floor panels. The circuit breakers disconnect both Heated Floor Panels per side.



Engineering Order



Lufthansa

DEUTSCHE LUFTHANSA AG

Customer	Order	Product	Contractor	EO-Class	EO-Type	EO-Number	Issue	ATA
DLH	IAS 3	W	WF	Aircraft	Modification	342978	04	25

Action - Deactivation of one Heated Floor Panel per side

General

The Heated Floor Panel System increases the temperature of the floor in the passenger/ crew door area to create and maintain a comfortable temperature to the crew and to the passengers on board for comfort reasons.

This new procedure introduces the possibility:

- to operate with a failed panel under the activation the second panel on the same side,
- to operate with one heated floor panel per side about a long period
- to perform the replacement of the damaged heating panel in the next C-Check.

A partial deactivation of the Floor Heating System will not affect a continued safe flight and landing. The Heated Floor Panel operation is not covered by the Minimum Equipment List (MEL). Non-safety related equipment such as galley equipment and passenger convenience items need not be listed.

Action

The CRAS 00111031 / 001 and the Engineering Bulletin Simplified EB-SC-No 00111031 / 001 include all maintenance and Trouble Shooting steps for the deactivation of one Heated Floor Panel per side. Please perform all action items and write down the result in the Reporting Sheet.

Engineering Order

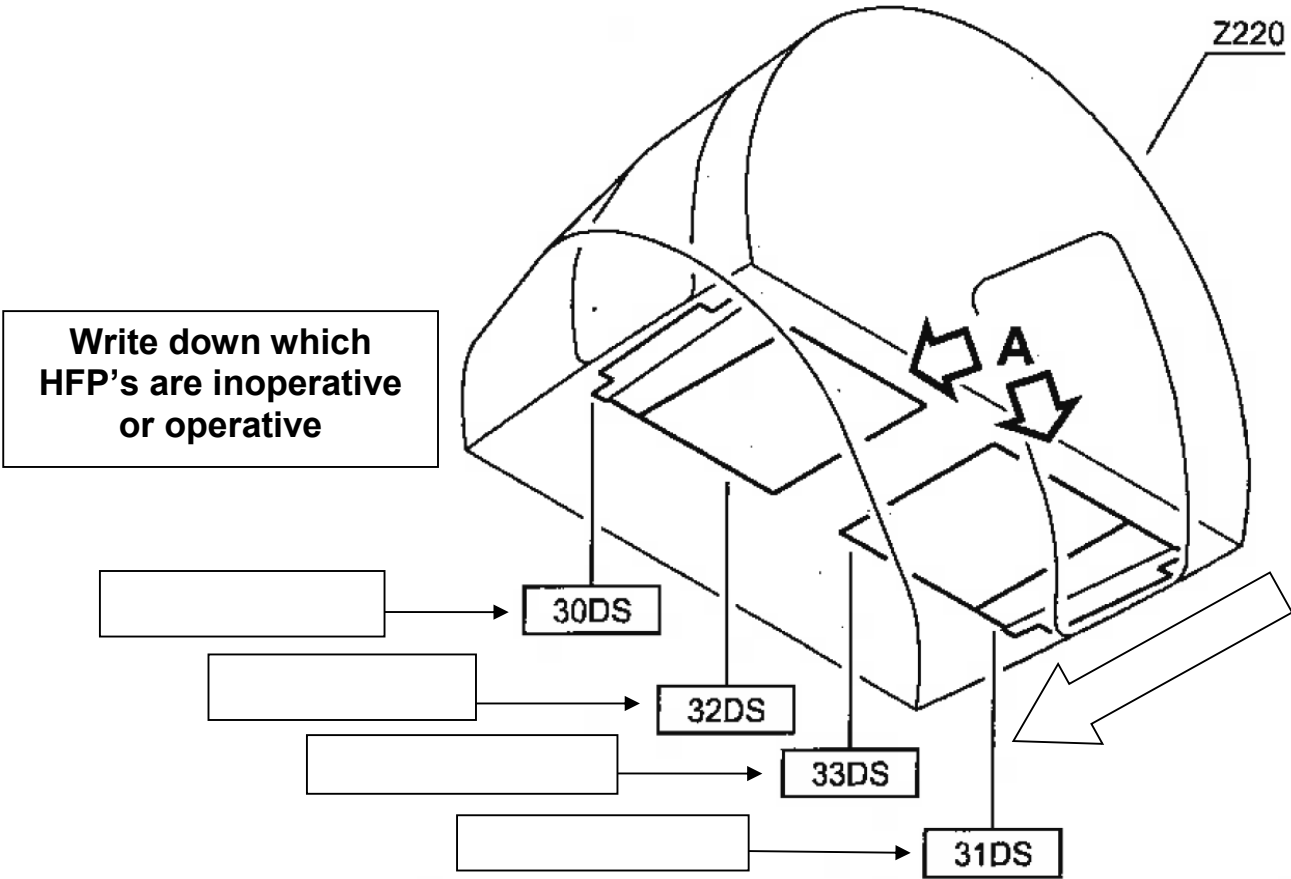


DEUTSCHE LUFTHANSA AG

Customer	Order	Product	Contractor	EO-Class	EO-Type	EO-Number	Issue	ATA
DLH	IAS 3	W	WF	Aircraft	Modification	342978	04	25

Reporting Sheet (EO-PRO 342978)

Station	Date	Registration	Aircraft Flight Hours	Flight Cycles



Deferred Item Number (ZB):	
Remarks:	

Fill out the Reporting Sheet and send it to: Deutsche Lufthansa AG | FRA L/OME321 | Email: a320ata21_36@dlh.de

Engineering Bulletin Simplified Aircraft/Engine Change (EB-SC)



Lufthansa Technik
Design Organisation

EB-SC-No. 00111031/001

Title

Deactivation Procedure for Door 1 Area Floor Panel Heating

Product / (A/C type or Engine type)

A319,A320,A321 / A320Fam

ATA

25-27-00

OEM-Reference (e.g. SB, AMM ,EM ,CMM, IPC)

AMM 25-27-00

Part Denomination

Floor Panel, Heated

PNR

4E4141-x
4E4941-
x4E4140-x

SNR

Part Manufacturer

BF GOODRICH DE-ICING
SYSTEMS

Restriction

MSN/ESN

Tailsigns

Operator/Customer
DLH

Aircraft/Engine Status

Hours

Cycles

Date

Reason for Revision

Brief Description of Change

Part of Change which is covered by already approved Data (Manufacturer Approval / Manual)

Replacement of heated floor panel, BITE test of heated floor panel control unit performed acc. AMM.

Part of Change for which LHT-DO takes the responsibility and provides the showing of compliance

Procedure to deactivate 1 defect heated floor panel per door 1 side instead of replacing the floor panel.

Affected Documents and Data (e.g. AMM, EM, CMM, IPC, WBM, WDM/AWM, ELA, SPM, PMT)

AMM, EO-O

Weight & Balance Information

Weight Change : 0 kg

Position : 0 m (Balance Arm)

Remarks

The deactivation shall be limited until next C-check or until the second heated floor panel of one door side becomes defect.

Responsible for Design

Name / Dept. / Date / Signature

In the original version digitally signed by
Schlichtkrull, Klaus 17.08.2012 09:26
Signature checked
17.08.2012 12:29



Responsible for Verification

Name / Dept. / Date / Signature

In the original version digitally signed by
Lambert, Bernd 17.08.2012 10:52
Signature checked
17.08.2012 12:29



Any use of this information being proprietary to Lufthansa Technik AG is prohibited unless approved in writing.



The technical content of this document represents a minor change to type design and is approved under the authority of **EASA Design Organization Approval No. EASA.21J.019** and accepted as approved data by the **FAA per Order 8100.14A Change 2**



Major and / or other authority approval Reference

Document Date 17.08.2012 09:24

Page 1 of 3

Engineering Bulletin Simplified Aircraft/Engine Change (EB-SC)



Lufthansa Technik
Design Organisation

EB-SC-No. 00111031/001

Accomplishment Instructions

1. Preparation / Material

Deactivation Procedure for Door 1 Area Floor Panel Heating on DLH A320Fam Aircraft

Background:

The Heated Floor Panel System increases the temperature of the floor in the passenger/ crew door area to create and maintain a comfortable temperature to the crew and to the passengers on board for comfort reasons. A partial deactivation of the Floor Heating System will not affect a continued safe flight and landing.

Aim:

If one floor heating panel in the door 1 area fails, the affected panel should be set inoperative but will remain installed to reduce maintenance cost and ground time. Therefore, a new de-activation procedure has to be performed.

Description:

Floor panel heating system failure in the FWD Door Area (AMM 25-27-00, 25-27-34, 25-27-51 Ancillary Equipment –Heated Floor Panel System-FWD Door Area):

Scenario: One heated floor panel is INOP.

Conditions:

- Deactivation procedure is limited to one heated floor panel being INOP per door 1 side (LH or RH.)
- The affected heated floor panel shall not be de-installed from the aircraft neither during the test procedure nor after detection of the reason of malfunction.
- The faulty Floor Panel Heated shall be locked against switching on again described in this procedure.
- Open a deferred item and transfer complaint to HIL.

This procedure is only valid for heated floor panel installed in door 1 area on DLH A320Fam A/C.

Note: If a second Heated Floor Panel is inoperative per door side, please replace both damaged Heated Floor Panels within 40 days.

2. Accomplishment

Procedure for deactivation of Floor Heated Panel (FHP), different to AMM

- A. After verification that only the floor heated panel is INOP, this FHP can be deactivated as described in B)

Make sure that:

- The aircraft wiring has no short to ground
- The Control Unit FIN 60DS respectively 66DS is serviceable
- The mechanical Floor Panel Heated condition is normal:
 - o is not soft

Any use of this information being proprietary to Lufthansa Technik AG is prohibited unless approved in writing.



The technical content of this document represents a minor change to type design and is approved under the authority of EASA Design Organization Approval No. EASA.21J.019 and accepted as approved data by the FAA per Order 8100.14A Change 2



Major and / or other authority approval Reference

Document Date 17.08.2012 09:24
Page 2 of 3

Engineering Bulletin Simplified Aircraft/Engine Change (EB-SC)



Lufthansa Technik
Design Organisation

EB-SC-No. 00111031/001

- no burn marks exist on the NTF and on the back side of the panel
- no other damages are identifiable

B. Deactivate the related inoperative Heated Floor Panel:

- Remove the related fuse of the control unit
 - FPH 30DS (RH- A) / CU 66DS - HTR 1
 - FPH 31DS (LH- A) / CU 60DS - HTR 1
 - FPH 32DS (RH- B) / CU 66DS – HTR 2
 - FPH 33DS (LH- B) / CU 60DS – HTR 2
- discard the fuse

Note: Please, perform a material entry of the fuse P/N in the deferred item. Refer to IPC 25-27-34 for correct P/N.

- fix the fuse holder cap of INOP system with appropriate tape, as required
- Install a grey INOP-label between the INOP LED-light/cap-fuse on respective Control Unit

C. Perform a C/U Bite Test according to AMM Task 25-27-00-740-001-A

- On the related Control Unit the indicators come on, when the BITE test is satisfactory and stays off for the de-activated heated floor panel

D. Close Up

- Put all CB and switches to the initial configuration
- Make sure that the work area is clean and clear of tools and other items
- Close the avionics compartment door 811
- De-energize the aircraft electrical circuits
-

E. Open a deferred minor item ATA 25-27 for the replacement of the damaged floor heated panel for the next C-Check.

Note: If a second Heated Floor Panel is inoperative per door side, please replace both damaged Heated Floor Panels in the next 40 days.

3. Adjustment / Tests

n.a.

Any use of this information being proprietary to Lufthansa Technik AG is prohibited unless approved in writing.



The technical content of this document represents a minor change to type design and is approved under the authority of EASA Design Organization Approval No. EASA.21J.019 and accepted as approved data by the FAA per Order 8100.14A Change 2



Major and / or other authority approval Reference

Document Date 17.08.2012 09:24
Page 3 of 3

Change/Repair Approval Sheet



Lufthansa Technik
Design Organisation

Project No. 00111031 / 001

Minor change approval

Title

Deactivation Procedure for Door 1 Area Floor Panel Heating

Document Type

EBS

No.

00111031

Issue/Rev-No.

001

Date

17.08.2012

Product:

Transport category airplane

Type / Model:

A319, A320, A321 / A320Fam

Type Certificate Data Sheet Doc.:

not applicable, latest regulations used

Compliance Record List:

not applicable

Post STC Change



STC-No.

Approval time limited until:

Additional maintenance or operational advice :

☐ provided in Design Document(s)

☐ not applicable

Restrictions / Conditions / Notes

Only 1 heated floor panel per side may be set inop with this procedure.

The design data contained in the referred document(s) represent a minor change to the type design or a minor repair and is approved under the authority of EASA Design Organization Approval No. EASA.21J.019

Other authority approval reference(s)

Office of Airworthiness

In the original version digitally signed by
Marbach, Markus 17.08.2012 11:59
Signature checked
17.08.2012 12:27



☒ If this EASA or other referenced approval is not valid or accepted in the state of registry of the airplane it is to the operator to obtain an additional approval by his Airworthiness Authority.

Document Date 17.08.2012 09:24

Page 1 of 1